





































Reception Long term plan 2024- 2025

		Autumn 1		Autumn 2		Spring 1		Spring 2		Summer 1		Summer 2		
English	English Text	<p>Goldilocks and the 3 Bears</p>  <p>Imitating</p>  <p>Get Epic- Bears</p>		<p>Dear Zoo</p>  <p>Imitating with labels</p>  <p>There's a tiger on the train by Mariesa Dulak</p>		<p><i>We're Going on a Bear Hunt</i></p>  <p>Imitating with captions</p>  <p>Martha maps it out by Leigh Hodgkinson</p>		<p><i>The Gingerbread Man</i></p>  <p>Innovation</p>  <p>Once upon a star by James Carter</p>		<p><i>THE VERY HUNGRY CATERPILLAR</i></p>  <p>Innovation</p>  <p>Get Epic- From egg to butterfly</p>		<p><i>HANDA'S SURPRISE</i></p>  <p>Innovation</p>  <p>Oliver's vegetables by Vivian French</p>		
	Story Time Text	   		   		   		    		  		   		
Communication and Language		Expand vocabulary. Developing children's confidence in asking questions.												
		Speaking in full sentences		Listening carefully in large and small group situations		Listen attentively and respond		Start to extend sentences when explaining thought processes and ideas		Hold conversations when engaged in back and forth exchanges		Correct use of past, present and future tenses		
Maths		Getting to know you! Just like me!		It's me 123! Light and Dark		Alive in 5! Growing 6,7,8		Building 9 and 10 Consolidation		To 20 and Beyond First, then, now		Find my pattern On the Move		
The world	Science	Exploring materials and our senses/ messy play		Seasons – Autumn – park for conkers Night and day animals – owls to school, Baby animals , Habitats		Seasons – winter Changing states – ice to water Under the sea , polar animals Habitats		Seasons – Spring Garden Centre		Life Cycles: Chicks Caterpillars		Healthy diet and choices Seasons – Summer		
	History	Me- baby photos and portraits My Family- photos of my family		Bonfire night – fireman visit		Famous pirates Chinese new year		Space- Neil Armstrong		Castles- Kings/ Queens/ Knights Trip to Skipton Castle		A look back on the year- their own history		
	Geography	My community- park trip		Habitats		Maps – local area- school/ local park, treasure maps Under the sea , Habitats		Space Maps Life on a farm		Habitats- link to life cycles		The world map – continents Comparing life in Africa/ African village to live in England, Maps		
R.E / celebrations		Eid		Halloween, Christmas Divali		Chinese new year		21 st Pancake day, Valentines day Mothers day, Ramadan, Easter		EID		Fathers day		
PSHCE		Relationships				Ourselves and the Wider World				Healthy Bodies, Healthy Minds				
		Being brave and settling into school	Being kind to people and making friends	Developing manners in school and at home	Looking after things in our classroom	Learning the school rules and why they are important	Building self -esteem to explore the wide world around them.	Being safe in school and on our journey to school	Knowing who we are, where we fit in and feeling good about myself.	I can recognise and name my own feelings and the feelings of others				
P.E		Squiggle while you wiggle				Dough Disco								
		Gross motor skills		Develop fine motor and good posture		Small climbing frame		Ball Skills		Forming letters accurately and with speed		Independently negotiate space and obstacles safely		
Expressive Arts and Design	Art	Colour		Form		Drawing		Printing		Pattern		Texture		
	D&T	Explore different types of glue for a range of purposes Use blocks and construction sets for a purpose		Explore a variety of construction materials and make a plan to make an object, Use simple tools and techniques e.g scissors, cellotape		Explore different ways of joining materials- stapler, hole punch, split pin, treasury tags		Creating own props to use in role play					Share creations and explore the processes used	
	Music	Sing familiar songs and move to music		Sing new songs matching pitch and melody Performance – Christmas production		Engage in making music Have a simple understanding of the beat		Understand the beat, rhyme and purpose of music through dance		Create own music to accompany stories and dances		Create own music to accompany stories and dances – include props and explain what and why they have created it		

